


A scenic view of a wooden deck overlooking the ocean. Two lounge chairs with blue and white chevron patterns are positioned on the deck. A white railing with a green mesh infill runs along the edge of the deck. A potted plant with long, green leaves is in the foreground on the right. The background shows a vast blue ocean under a bright blue sky with scattered white clouds. A circular logo with a green border is centered in the upper half of the image.

*Villa
Alojera*

SLOW HOLIDAYS HOME

1. Warnings
2. Functioning
3. How to get there
4. Where to eat and shop?
5. What to do?



Warnings



1. Warnings

La Gomera is a unique island and its geographical peculiarities make it necessary to pay special attention to certain matters. Logistics is tremendously complex and care and respect for the environment must be everyone's top priority. For all these reasons, we strongly ask you to take the following into account:



Control the consumption of water and light.



Don't waste anything, everything you need will cost you a big effort to get it.



Enjoy the environment, keep in mind that you are in a unique and privileged place.



Watch out for the fire. Fires in hot weather are the worst catastrophe that this island can suffer. Please always keep this in mind.



Although you are in a secluded place, please always be aware of any inconvenience you may cause to the neighbors.



Water is a very scarce good in the Canary Islands, please make responsible use of it.



Important

Water is a scarce good at Alojera, please use it with great responsibility.

By City Council decision, there may sometimes be occasional cuts in the water supply.

Please do not throw papers or objects in the cup.

The use of disposable wipes is totally prohibited in the house.

Functioning



2. Functioning



Check-In: you must contact ***Doña María***, *she will* explain you everything and give you the keys. She will be aware of you on the day of arrival. In case there are no guests staying, the check-in time can be any time between 11:00 a.m. to 8:00 p.m. - Contact phone: (+34) 922 800 857 (Doña María) -



Check-out: You must leave the house at 12.00, although there is the possibility of staying at the house until your departure, except if there is a guest entering the same day, which must be expressly agreed upon arrival.



Parking: there is an enabled parking at the top of the road of the house, so you can leave the car comfortably right next to the house. Cars are not allowed to enter on the path of the house.



Wifi: We have free wi-fi available for our clients. On the back of the wifi device you will find the password. Make sure both plugs are plugged in.



Cooker: It works with gas and to light the flame you need a lighter or directly with the cooker itself. The butane cylinders are located in the laundry room and must connect it and the gas tap must be opened. If you have any questions, be sure to ask Doña María.



Hot water: It is electric and works without the need to do anything, make sure to turn on the power switch on arrival [so you have enough time to warm up] and leave it off on departure. If you have any questions, be sure to ask Doña María.



Exterior Lights: Exterior lights are marked on the switches. Please make sure to leave everything off before going to sleep.



Doors and Windows: To enjoy of the house and its views, open all doors and windows while you are in the house. Please be careful open to avoid breakages of doors and windows by air currents. There are safety wedges for all glass doors, please use them. Likewise, if you are going to be out of the house for a while, like going to the beach, excursion, etc., make sure to leave the doors and windows closed.

Entrance Door: Note that there is a latch inside that you must remove to open it.



Towels: There are extra towels available, but please control the water consumption and keep in mind the place where you are. Dirty towels, you must leave them in the laundry room next to the kitchen.



Hammocks: hammocks and sun loungers are available to enjoy the sun. In case of strong winds, we ask that you keep them in their original place to avoid any type of mishap. Every time you use the parasol, please leave it closed to avoid being blown away by the wind.



Order and Cleanliness: We strongly ask that you keep everything in a certain order and take care of the furniture in the same way that you would if it was yours. If something in the house breaks during your stay, it is very important that you communicate it as soon as possible, so that we can solve it and the guests coming after you can enjoy the house. For stays of less than a week, cleaning is only included on arrival. For longer stays, a full cleaning is included per extra week. We try to make the cleaning as rigorous as possible, but we would love for you to help us as much as possible by keeping everything tidy.



Garbage: Please dispose the rubbish regularly and not accumulate it during the stay to avoid possible intrusions of cats or other animals.




Barbecue: You can enjoy a barbecue on the magnificent terrace. **There is 1 free bag of charcoal per stay.** Make sure you extinguish the fire once it's finished. In the kitchen there is a case with all the necessary utensils for you to enjoy a comfortable barbecue. Please make sure to **extinguish the fire with WATER after using it.**



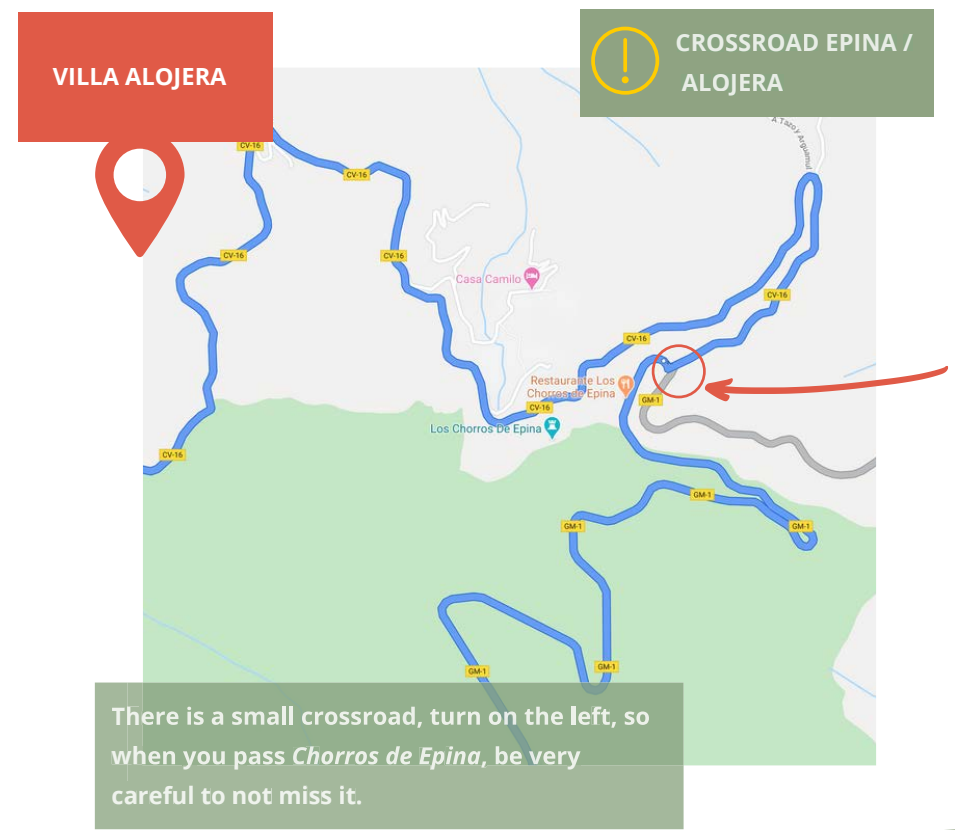
Sheets: When you leave the house, leave the sheets as they are, we will take care of collecting the sheets and other material to wash it. If you need to change them, there are more sets available. In case of changing them, please leave the dirty ones in the laundry room next to the kitchen

How to get there



3. How to get there

Once you have left SAN SEBASTIÁN, you should take the direction towards VALLE GRAN REY, but you must not follow this direction till the end, when you are at the crossroad to take VALLE GRAN REY, don't take it. You must keep going and follow the road towards of VALLE HERMOSO; and before arriving to VALLE HERMOSO, there is small crossroad: **LOS CHORROS DE EPINA, change direction towards ALOJERA** (it is a small crossroad on the left hand side, so once you pass los Chorros de Epina, go slowly and pay attention)



Once you are in Alojera

When you get to Alojera Village follow the road down, you have to get to the end of the town, but just before the beach, there is a small detour from the road on the left. At this point you should take the little path to the left that goes up. The following image is marked the access.



Address:

Address: Calle la Cumbrita, s/n, 38852 Alojera,
Santa Cruz de Tenerife

See in the map:

[See on Google maps by clicking here.](#)


Contact Numbers

(+34) 922 800 857 - Check-in/out (Doña María)

(+34) 666 559 334 - Secondary (Tarek)



Where to eat & shop



4. Where to eat & shop

In the town of Alojera, the gastronomic offer is limited since it is a very small town. However, we point out the different places where you can go to eat or have a drink.

- **Prisma Restaurant:** We highlight Prisma Restaurant. Specialty its fresh fish from the area. It is located right on the beach of Alojera and offers lunch and dinner services.


Telf. (+34) 922 800 703



- **MESA minimarket bar:** Located very close to the house.
- **Bar / cafe / minimarket La Plaza:** located in the town center.
- **Perdomo bar / cafe / minimarket:** located at the entrance to the town.

⚠ If you decide to have a barbecue or cook at home, we suggest you to shop in San Sebastián (place of departure and arrival of the Ferry to Tenerife) or in Vallehermoso (the main nucleus of the municipality, which is about 35 minutes away by car) since the offer in the town is quite limited for what comes out of the day to day.

What to do



5. What to do there

- Alojera Valley is a special place for hiking and walking. All trails are marked at the exit, with the distance to cover. On this website you can see all the available trails and the most relevant information about them and their routes.

<http://www.lagomera.travel/islas-canarias/la-gomera/es/explorar/senderismo-en-la-gomera>

<http://entremontanas.com/islas-atlanticas/la-gomera>

- It is also the main area of production of **Palma Honey** on the island, there is production plant that you can visit and see the whole process. You can visit the municipality's website to obtain all the relevant information on the area.

<http://www.vallehermosoweb.es/turismo>



➤ **5 minutes from the house, there is a natural quiet black sand beach**, with a small pier where you can enjoy the sun and the sea as well as fishing.

➤ For more information on the island's tourism offer, **visit the website of the council or the Official Tourism Office**, where all the necessary and relevant information on the island is available.

www.lagomera.es

<http://www.lagomera.travel/islas-canarias/la-gomera/es/>

As for the weather, it is generally a mild climate, both in summer and winter, although you must take into account certain aspects:





In the evenings it is generally quite cool, **so bring some warm clothes.**



If you go to the mountain, consider the altitude, since it is a circular island which central part is at 1,500 meters of altitude, inside the Garajonay National Park. Due to the abundant vegetation and the relevant altitude, always keep in mind that you may need warm clothing.

In times of high heat, avoid the forest and high-altitude areas, since temperatures are also extreme under these circumstances.

We recommend you





Emergency:  112

Pharmacy:

In the Valle Hermoso area you will find some Pharmacies. You can search Google Maps for the Pharmacy closest to your location. **[Here you can consult on Guard Pharmacies.](#)**

Medical Center:

The **closest Medical Center** to Alojera is in Valle Hermoso. Check your schedule by calling the center.

Tel: (+34) 922171170



villaalojera.com